

Panasonic

Specifications for

No.	Model Number	Product Name
1	CCAH32ST16	GPS Antenna

Approved by	
Company Name	
Contact person	
Date	/ /

Panasonic Corporation	Approved by	O. Watanabe
	Checked by	R. Taniguchi
Issued on : / /	Designed by	A. Oya

Revision History

No.	DATE	Change Description	APPROVAL	CHECKED	DESIGN
△ 1	Oct. / 01 / 2008	Change of the Company name and brand name. Addition of mfg. date code on the carton box.	A.Ohya	Y.Maeda	H. Oka
△ 2	Jul. / 09 / 2010	Addition of description of installation precautions. Addition of "Disclaimer" and "Safety precautions" Oil Resistant Test" has been deleted since it is inappropriate to the actual environment.	A.Ohya	Y.Maeda	H. Oka
△ 3	Oct. / 22 / 2010	Change of Label (A).	A.Ohya	Y.Maeda	H. Oka
△ 4	Jan. / 01 / 2012	Change of the Company name and brand name.	Y.Takada	A.Ohya	H. Oka
△ 5	Nov. / 01 / 2012	Improvement of water resistance capability, update following. -Obtaining of IP66/IP67 Dust and Water Resistance Standard (p.6) -Adding Drainage hole (8 holes) at housing (Drawing (CCA32ST01ea-01)) -Following notes are added with adding drainage holes. (p.8) 11. Do not insert a screw etc into the drainage hole (8 holes). It may cause a failure and/or water immersion. 12. Do not hold the GPS antenna by using drainage holes (8 holes) It may cause a trouble such as dropping etc.	Y.Takada	A.Ohya	H. Oka
△ 6	May / 16 / 2016	1. Added Label(C) due to the revision of the EU directives. 2. Changed Material Disclosure Table due to the revision of the China RoHS directives. 3. Corrected erroneous description 6-2) GPS Passive Antenna (reference) [Before] Gain 3.0 dBi (Typical) at elevation angle 90 deg. [After] Gain 3.0 dBi (Minimum) at elevation angle 90 deg. 6-3) Filter/LNA (reference) 3dB band width [Before] 1575.42 +/- 10 MHz (Typical) [After] 1575.42 +/- 1.023 MHz (Minimum)	O.Watanabe	R.Taniguchi	A.Oya

Specifications

Product Name

GPS Antenna

Part No.

CCAH32ST16

Contents

1. Description	P.2
2. Appearance	P.2
3. Operating Condition	P.2
4. Storage Condition	P.2
5. Output Terminal	P.2
6. Electrical Specifications	P.3
6 - 1) Antenna Overall Characteristic	P.3
6 - 2) GPS Passive Antenna (reference)	P.3
6 - 3) Filter/LNA (reference)	P.3
7. Electrical Specification After Environmental Test	P.4
8. Indication	P.4
8 - 1) Antenna Body	P.4
8 - 2) Packing Material	P.4
9. Packing	P.4
10. Outgoing Inspection	P.4
11. Installation Precautions	P.5
12. Others	P.5
◆ Reliability test	P.6,7
◆ Disclaimer / Safety precautions	P.8
◆ Quality Assurance Period / Scope of Assurance	P.9
◆ Material Disclosure Table for China RoHS	P.10

Specifications

Page: 2

Product Name

GPS Antenna

Part No.

CCAH32ST16

1. Description:

This specification defines the requirements for a family of active GPS antennas, typically consisting of four major sub-assemblies.

They are :

(1) Passive Dielectric Patch Antenna Element

(2) Active Low Noise Amplifier / Filter - PWB assembly

(3) Top radome of cone shaped plastic and bottom radome of aluminum casting assembly

(4) TNC-type connector assembly

Intend to be used mainly in Timing / Industrial applications.

(except for use at sea, on the coast)

2. Appearance:

Antenna Unit (with radome and connector - refer to an attached drawing)

Dimension Dia.90 x 98.4 mm Height (without connector)

Weight 285 +/- 20 g

3. Operating Condition:

Temperature -40 to +85 deg. C

Humidity Less than 95%RH (non-condensing)

4. Storage Condition:

Temperature -45 to +90 deg. C

Humidity Less than 95%RH (non-condensing)

5. Output Terminal:

Connector TNC-type connector

Approved on: May / 31 / 2016

Panasonic Corporation

(SKC0410-P01,10,160518)

Specifications

Product Name	GPS Antenna	Part No.	CCA32ST16
--------------	-------------	----------	-----------

6. Electrical Specifications :


*All value are defined at 25 +/- 15 deg. C, 65 +/- 20 %RH, 5V DC unless otherwise noted.

*Antenna characteristics are measured in an anechoic chamber.


6-1) Antenna Overall Characteristic

Polarization	Right hand circular polarization
Band Width	1575.42 +/- 1.023 MHz
Power Supply	5 +/- 0.5 V DC
Current	20mA (Typical) 27mA (Maximum)
Total Gain	38dB (Typical)
	30dB (Minimum) at elevation angle 90 deg.
Attenuation	60dB (Typical) at 1575.42 +/- 50 MHz
Output VSWR	1.5 (Typical) 2.5 (Maximum)
Lightning Protection	4000V for IEC61000-4-5 standard

6-2) GPS Passive Antenna (reference)

Gain		3.0dBi (Minimum) at elevation angle 90 deg.
		-10dBi (Minimum) at elevation angle 0 deg.
Axial Ratio		3dB (Typical)

6-3) Filter/LNA (reference)

3dB band width		1575.42 +/- 1.023 MHz (Minimum)
Variation		1.0dB (Maximum) measured at L1 band
Gain		35dB (Typical)
Attenuation		60dB (Typical) at 1575.42 +/- 50 MHz
Noise Figure		1.8dB (Typical) 2.2 dB (Maximum)

Specifications

Product Name

GPS Antenna

Part No.

CCAH32ST16

7. Electrical Specification After Environmental Test

Measured at 25 +/- 15 deg. C, 65 +/- 20 %RH

DC Current 20 mA (Typical) 27 mA (Maximum)

Total Gain 38 dB (Typical)
30 dB (Minimum) at elevation angle 90 deg.

Output VSWR 1.5 (Typical) 2.5 (Maximum)

Appearance No visible deformations, cracks and discolorations

*Refer attached environmental test method.

8. Indication

The following is specified in the products.

(see appearance drawing for more information)

8-1) Antenna Body

Stick a label on the bottom surface of a radome.

The following is specified in the label;

① Part number

② Serial No

8-2) Packing Material

Stick a label on the surface of a carton box .

The following is specified in the label;

① Product name, Part number

② Quantity (Unit)

9. Package

See packing specification drawing for more information.

10. Outgoing Inspection

Visual inspection and performance (overall gain, output VSWR and consumption current) inspection are made in accordance with the Panasonic Product Inspection Standard and the test result are enclosed in the carton box.

Specifications

Page: 5

Product Name

GPS Antenna

Part No.

CCA32ST16

11. Installation Precautions

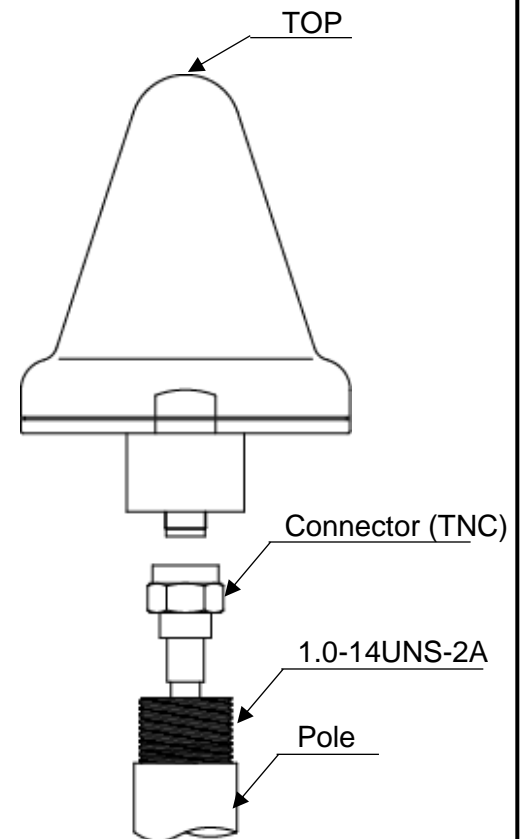
- Screw and fix the part of Mounting Base of antenna housing to the pole tip on the mast.

2 Note:

- Securely connect the connector so that water does not penetrate in from the connector part.
 - Recommended fastening torque for TNC connector : 0.57 Nm +/- 20%
- To prevent loosening of connector threads, fasten with self-fusing tape or another such fastening agent.
- The screw size of the pole : 1.0-14UNS-2A
- Follow the precautions below when installing the GPS antenna.
 - At a location where the sky overhead is free from obstructions, install so that the top side of the GPS antenna faces the sky.
 - Please install after checking that there are no transmitters or other such devices with a frequency near that of the GPS L1 band (1575.45 MHz +/- 100 MHz) in the vicinity.

12. Others

- Any question arising out of this specification shall be settled upon consultation between both parties.
- Made in Japan



Approved on: May / 31 / 2016

Panasonic Corporation

(SKC0410-P01,10,160518)

Specifications

Product Name	GPS Antenna	Part No.	CCA32ST16
--------------	-------------	----------	-----------

Table 1.0

Test Items	Test Condition	Evaluation Item
High Temperature Test	The specimens are subject to 85 deg.C for 90 minutes.	Standard Item According to Note 2
Low Temperature Test	The specimens are subject to -40 deg.C for 90 minutes.	Standard Item According to Note 2
Heat Cycle Test	Cycle Test : -40deg.C 2Hours ↔ (2Hours) ↔ 85 deg.C 2Hours 30 Cycle s then stored at standard evaluation condition for more than 2 hours.	Standard Item According to Note 2
Heat / Humidity Cycle Test	<p style="text-align: center;">5 Cycles , then stored at standard evaluation condition for 60 +/- 10 min.</p>	Standard Item According to Note 2
Thermal Shock Test	Cycle Test : -45deg.C 2Hours ↔ (5min.) ↔ 90deg.C 2Hours 30 Cycles , then stored at standard evaluation condition for more than 2 hours.	Standard Item According to Note 2
Connector Mating Test	Mating connectors 250 times , then stored at standard test evaluation for more than 30 minutes.	Standard Item According to Note 2
Moisture Resistance Test	The specimens are subject to 60deg.C, 90%RH for 96 hours, then store at standard evaluation condition for more than 2 hours.	Standard Item According to Note 2
Water Resistance Test	Based on IEC standard (IPX6/IPX7)	To confirm water immersion
Dust Resistance Test	Based on IEC standard (IP6X)	To confirm dust immersion
Heat/Vibration Cycle Test	Vibration : 33 to 50 Hz 15 min. sweep, 1G ,for 4 hours Heat Cycle : -40 deg.C 25min. ↔ (5min.) ↔ 85 deg.C 25 min. 4 cycles , then store at standard evaluation condition for more than 2 hours.	Standard Item According to Note 2
High Temperature Storage Test	The specimens are subject to 90 deg.C for 96 hours, then stored at standard evaluation condition for more than 2 hours.	Standard Item According to Note 2
Low Temperature Storage Test	The specimens are subject to -45deg.C for 72 hours, then stored at standard evaluation condition for more than 2 hours.	Standard Item According to Note 2

Specifications

Product Name

GPS Antenna

Part No.

CCA32ST16

Table 1.0 (continued)

2

Test Items	Test Condition	Evaluation Item
Oil Resistant Test	Dip quarter folded gauze in oil, then wipe the surface of specimens lightly for more than 5 times to wet throughout, and stored at standard evaluation condition for 30 to 60 minutes.	Appearance Inspection Only
Weather Resistance Test	The specimens are subject to below condition in a sunshine weather meter, then stored at standard evaluation condition for more than 2 hours. Temperature of black panel : 63 deg. C +/- 3 deg. C rain : 12 minutes / 60 minutes Nozzle : 1mm of diameter Water pressure at the nozzle : 0.8 to 1.3 Kg / sq. cm Light radiation time : 1200 hours	Standard Item According to Note 2
Salt atmosphere Test	Spray 5 +/- 1 % NaCl solvent (35 deg. C +/- 2 deg. C) to the specimens for 16 hours then stop spraying 8 hours. 20 Cycles of above test.	Standard Item According to Note 2
High Temperature Test (Operating)	The specimens are subject to 6.0 V DC at 85 deg. C for 120 hours, then store at standard evaluation condition for more then 2 hours.	Standard Item According to Note 2
Low Temperature Test (Operating)	The specimens are subject to 4.5 V DC at -40deg.C for 72 hours, then store at standard evaluation condition for more then 2 hours.	Standard Item According to Note 2
Long Time Operating Test	The specimens are subject to 5 V DC for more than 1,000 hours, then store at standard evaluation condition.	Standard Item According to Note 2
Static Electricity Resistance Test	Adding +/- 10 KV to every touchable place at 10 times, then store at standard evaluation condition.	Standard Item According to Note 2
Surge Immunity Test	IEC61000-4-5, withstand +/-4KV, 8/20us surge current at 5 times.	Standard Item According to Note 2
Package drop Test	Packaged specimens are dropped on a cement floor from 1 m height in each direction along 6 surface, 3 mutually perpendicular and one corner.	Standard Item According to Note 2

Note 1: Standard evaluation condition

Temperature : 25 deg. C +/- 15 deg. C

Humidity : 65 +/- 20%RH

Power Supply : 5V DC

Note 2: Evaluation Items

Appearance, Gain, Electric current, VSWR

Appearance : No visible deformations, cracks and discolorations

Approved on: May / 31 / 2016

Panasonic Corporation

Specifications

Page: 8

Product Name

GPS Antenna

Part No.

CCAH32ST16

2 Disclaimer

Our company will bear no responsibility for the following under any circumstances.

1. Losses or damages caused by installation or use at variance with the content of these specifications
2. Damages or losses caused by falling or tipping over due to reasons other than defects or problems with the product itself (including problems with installation)
3. Inconvenience, losses or damages caused by the inability to receive GPS signals due to any reason or cause, including malfunction or problems with the product itself

2 Safety precautions

1. Rely on a specialist for installation.
Installation requires skill and experience.
Always rely on an installation specialist.
2. Do not disassemble or modify the product.
Doing so may cause malfunction.
3. Inspect periodically.
If fittings or screws become rusted, mounting parts may deteriorate, resulting in accidents such as falling.
4. Mount screws and connectors with the specified torque.
Failure to do this may result in accidents such as falling.
5. Work at high locations should be done by a qualified technician. Installation requires skill and experience.
Always rely on an installation specialist.
6. Never use screws other than those included or specified.
Using non-specified screws may cause accidents such as falling.
7. Take measures to prevent falling when carrying out installation or removal work. Also check before work that there are no people in the surrounding area.
Failure to heed this precaution may result in injury due to falling.
8. Do not install in regions susceptible to major salt damage, or at locations where corrosive gas is emitted.
This will cause deterioration of mounting parts, and may result in accidents such as falling.
9. Inspect after a typhoon or earthquake.
Fitting breakage or screw loosening due to shaking may result in accidents such as falling.
10. If the antenna will not be used, do not leave it in place. Always remove it.
11. Do not insert a screw etc into the drainage hole (8 holes).
It may cause a failure and/or water immersion.
12. Do not hold the GPS antenna by using drainage hole (8 holes).
It may cause a trouble such as dropping etc.

 5

 5

Approved on: May / 31 / 2016

Panasonic Corporation

(SKC0410-P01,10,160518)

Specifications

Page: 9

Product Name

GPS Antenna

Part No.

CCAH32ST16

GPS Product Quality Assurance Period (Limited Warranty)

Quality Assurance Period

The quality assurance period of GPS Products(GPS antennas) is thirteen months from the date of shipment from Panasonic Corporation.

Scope of Assurance

1. If any latent defect is found in the GPS Products during the above assurance period and if any damage is incurred (when the GPS Product develops trouble by reasons on the part of Panasonic), such defective part of the GPS Product will be repaired or replaced.
2. If said defective GPS Product is already delivered to a third party by You, You shall conduct such repair or replacement. Panasonic shall deliver to you free of charge such repair or replacement parts required at that time.
3. If any claim is raised against Panasonic by You for the defective GPS Products, the remedy for such claim shall be solely limited to either replacing such defective GPS Products or refunding their purchase price as selected by Panasonic.
Panasonic shall not be liable to any payment for the loss in excess of the purchase price of the GPS Products. Furthermore, Panasonic shall not be liable any loss of usage, time, business or benefit or for any collateral or consequential damages arising out of the use or non-use of the GPS Products.
4. Panasonic shall not be liable for any damages arising from any defect in the GPS Products found after the assurance period.
5. Panasonic shall not be liable for any responsibility set forth above even during the assurance period if any of the following is applicable in relation to the GPS Products :
 - a) Damages arising from the specifications, standards, installation method, etc., specified by You.
 - b) Damages arising after delivery due to alteration in construction, performance, specifications, etc.
 - c) Damages arising from natural characteristics of the materials used such as natural wear, rust, transformation, discoloration, etc., or from changes occurring from the lapse of time.
 - d) Phenomena or damages arising from such phenomena which were not preventable by the technique that was put into practice at the time the individual contract for the GPS Products was executed.
 - e) Damages or accidents that occurred were not promptly reported to Panasonic (within 30 days).
 - f) Damages due to abuse or misuse by persons other than Panasonic employees.
 - g) Damages arising from acts of God such as earthquake, fire, flood, etc., or from force majeure.
 - h) Damages due to improper use not in line with the GPS Product specifications, acceptance specifications, instruction manuals, catalogs, etc.
 - i) Damages due to use, storage, transit, etc., not in accordance with the environmental conditions (temperature, humidity, atmospheric pressure, hydraulic pressure, etc.) that were normally expected at the time of development, manufacture and sale.
 - j) Damages that could have been prevented if a machine of You or of a third party into which the GPS Products are incorporated for use is equipped with functions or structures generally required as necessary in the industry.
 - k) Damages arising only when used under a particular combination of products as designed by You or a third party and not by Panasonic.
 - l) Damages due to inappropriate storage.
 - m) Damages arising from other reasons which Panasonic is not responsible.

Approved on: May / 31 / 2016

Panasonic Corporation

(SKC0410-P01,10,160518)

Specifications

Product Name

GPS Antenna

Part No.

CCA32ST16



Material Disclosure Table for China RoHS

The Names and Contents of the Hazardous Substances in this product

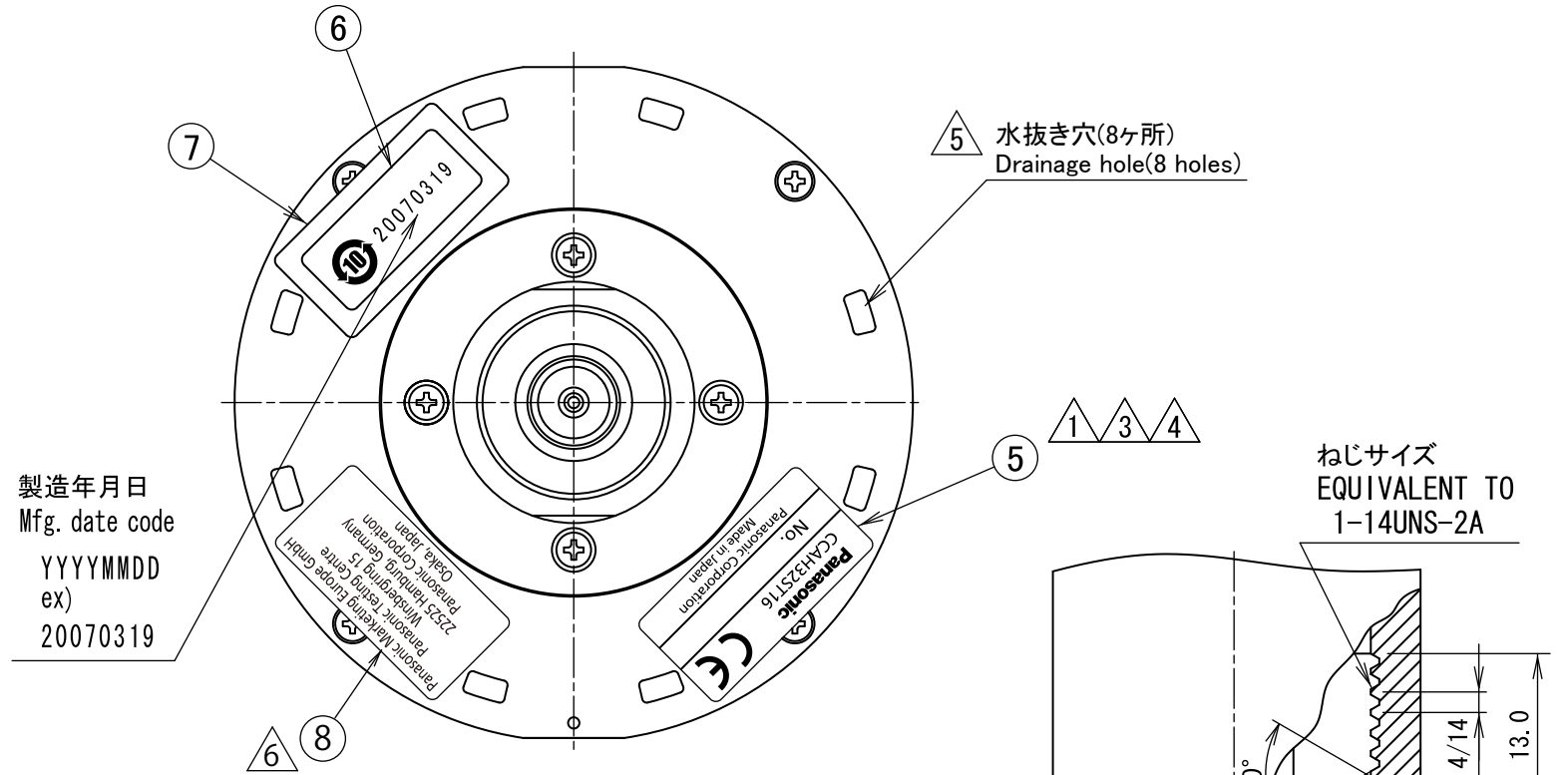
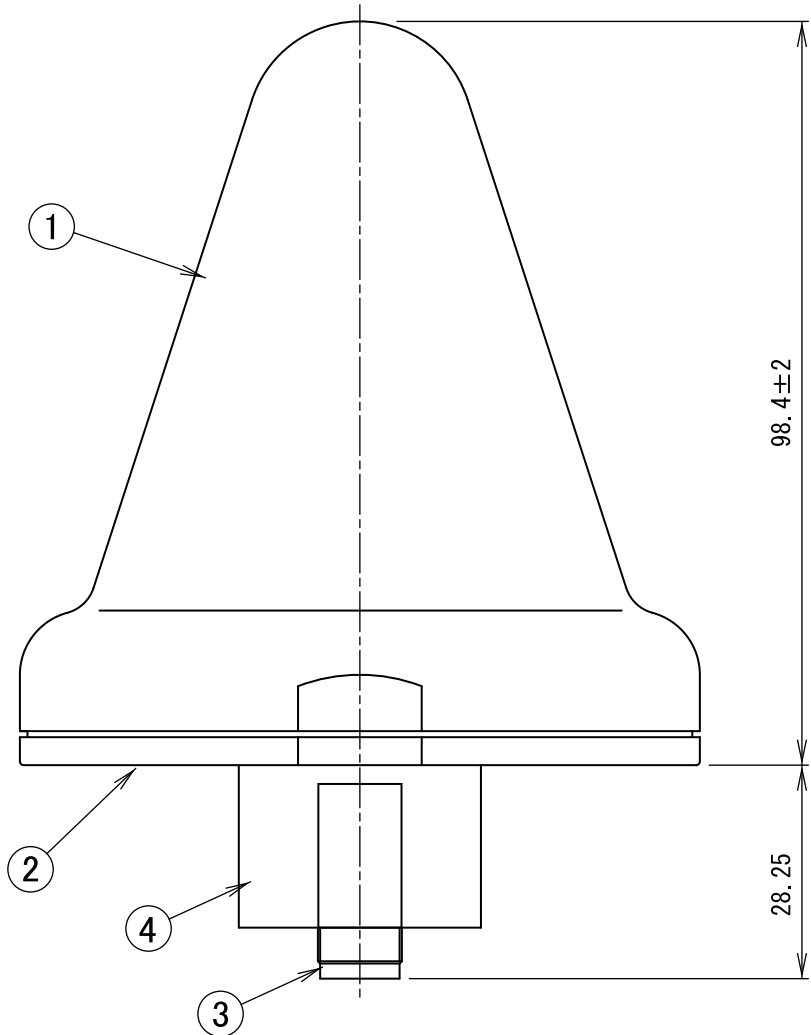
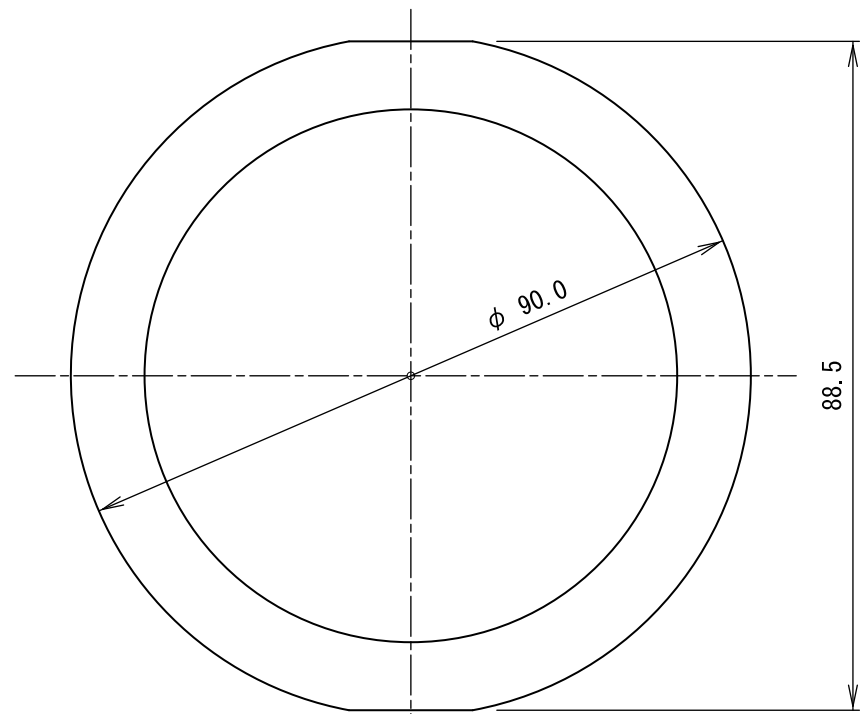
Part Name	Hazardous Substances					
	Lead (Pb)	Mercury (Hg)	Cadmium (Cd)	Hexavalent Chromium (Cr (VI))	Polybrominated Biphenyls (PBB)	Polybrominated diphenyl ethers (PBDE)
Radome	○	○	○	○	○	○
Housing	○	○	○	○	○	○
Connector	×	○	○	○	○	○
Label	○	○	○	○	○	○
Mount	×	○	○	○	○	○
Screw	○	○	○	○	○	○
Print circuit board block	×	○	○	○	○	○
Antenna block	×	○	○	○	○	○

This Table is prepared in accordance with the provisions of SJ/T11364.

O: Indicates that said hazardous substance contained in all of the homogeneous materials for this part is below the limit requirement of GB/T26572.

X: Indicates that said hazardous substance contained in at least one of the homogeneous materials used for this part is above the limit requirement of GB/T26572.

Note: We request that above material disclosure table is disclosed in your product instruction manuals when the product in this specification sheet is sold into or within China.

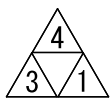
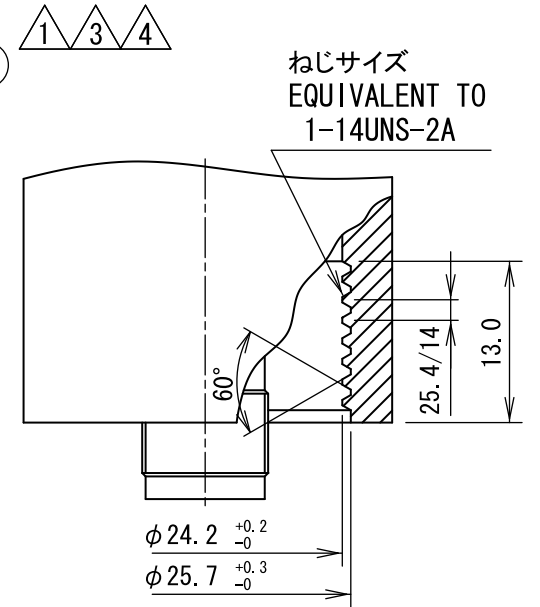


製造年月日
Mfg. date code
YYYYMMDD
ex)
20070319

Panasonic CCAH32ST16 **CE** シリアル番号
Serial number

No. []

Panasonic Corporation
Made in Japan



⑤ 定格銘板/Label(A) Scale(2:1)

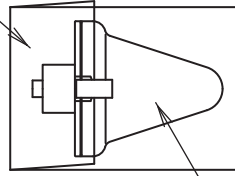
④ 取付ねじ部/Mounting base Scale(Free)

⑥	8	連絡先表示ラベル Label(C)	ポリエステル Polyester	ラミネート Laminate	ラベル:白 文字:黒 Label:White Characters:Black
	7	カバーフィルム Protection Film	ポリエステル Polyester	—	透明 Transparent
	6	製造日表示ラベル Label(B)	ポリエステル Polyester	マーク:オレンジ Mark:Orange	ラベル:白 文字:黒 Label:White Characters:Black
	5	定格銘板 Label(A)	ポリエステル Polyester	ラミネート Laminate	ラベル:白 文字:黒 Label:White Characters:Black
	4	取付金具 Mounting base	C3604BD	MBNi	
	3	コネクタ Connector	シェル/Shell: C3604BD コンタクト/Contact: C5210R	シェル/Shell: MBNi コンタクト/Contact: MBAg	TNC型 TNC type
	2	下ケース Housing	アルミダイカスト die-cast Alminum	塗装 Painting	塗装色:白 Color:White
	1	レドーム Radome	ポリカーボネート PC	—	成形色:白 Color:White
	No.	名称/Item	材質/Material	処理/Finish	備考/Note

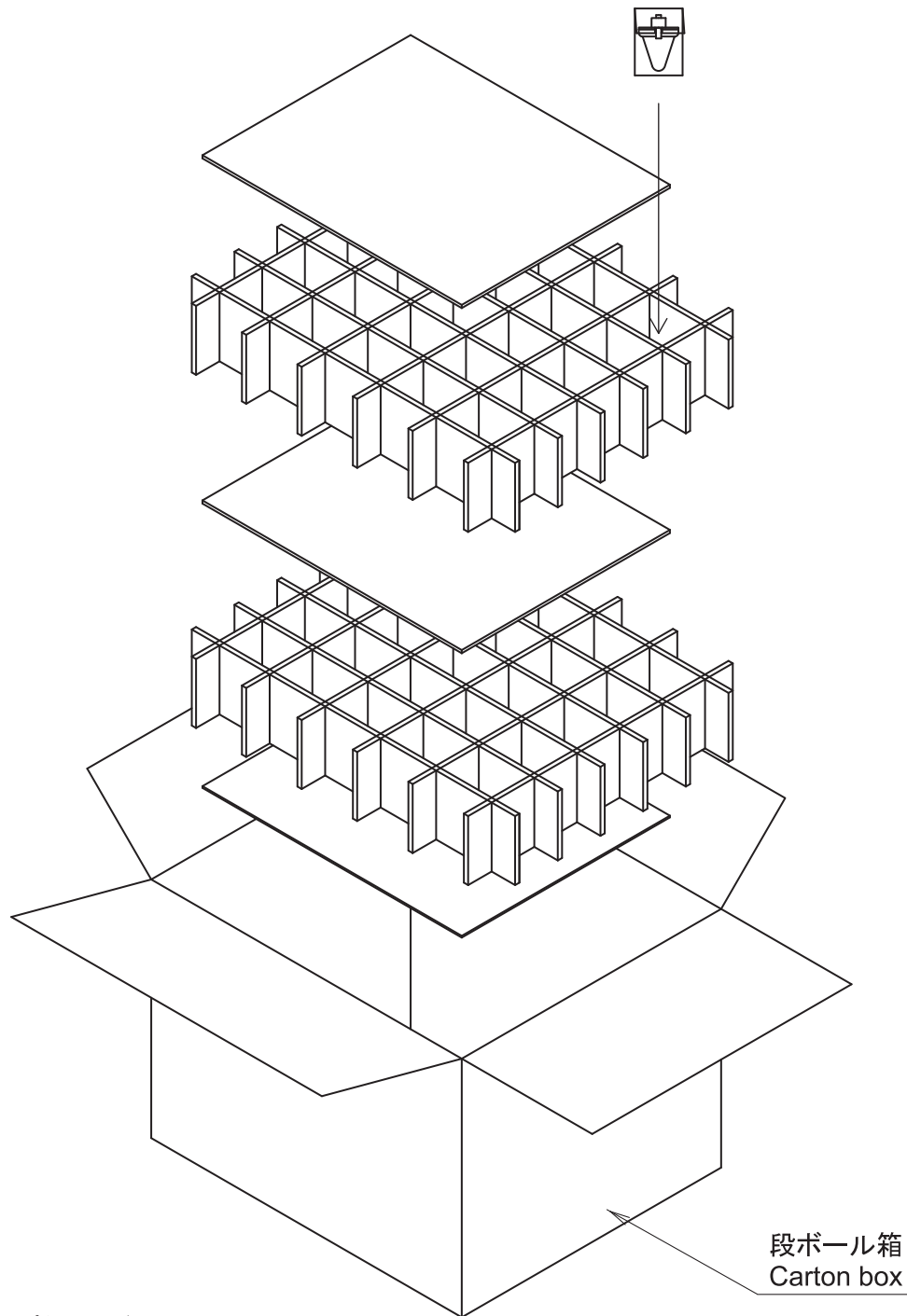
作成日/Date	仕様書番号/Specification number	品名/Product name	公差/Tolerance	尺度/Scale
Nov.01.2012	CCA32ST16	GPS Antenna	±1.0	1:1 (Free)
承認/Approval	確認/Check	作成/Design	図番/Drawing number	
Y.Takada	A.Ohya	H.Oka	CCA32ST16-ea01	

Unit:mm

ポリ袋
Polyethylene bag



GPS Antenna

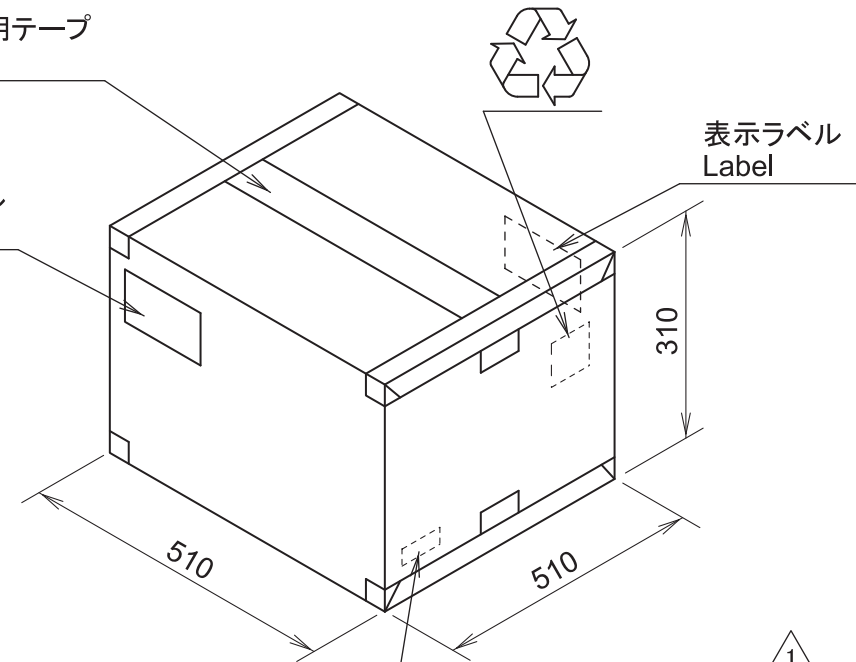


段ボール箱
Carton box

最大入り数: 50台
Max Quantity: 50pcs.

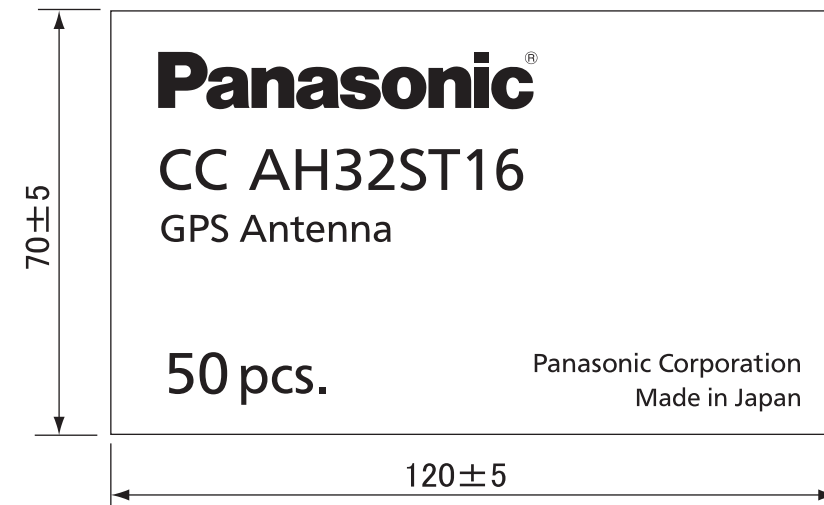
梱包用テープ
Tape

表示ラベル
Label



梱包ロット番号/Mfg. date code

YY MM DD
ex)
081001



表示ラベル/Label Sample

Unit:mm

作成日/Date	仕様書番号/Specification number	品名/Product name	公差/Tolerance	尺度/Scale
Nov.01.2012	CCA32ST16	GPS Antenna	±20	Free
承認/Approval	確認/Check	作成/Design	図番/Drawing number	
Y.Takada	A.Ohya	H.Oka	CCA32ST16-ep01	

Panasonic Corporation