



Job Name: _____

Location: _____

Engineer: _____

Submitted To: _____

Submitted By: _____

Reference: _____

For: File Resubmit
 Approval Other _____

Date: _____

ClimaPure: Indoor Unit: CS-XE15WKUAW

Outdoor Unit: CU-XE15WKUA

Cooling Mode Capacity:

Nominal Capacity (BTU/h) Min./Rated/Max.)	3,300/14,700/19,000
Power Input (kW) (Min./Rated/Max.)	0.98/4.30/5.57

Heating Mode Capacity:

Nominal Capacity (BTU/h) (Min./Rated/Max.)	3,300/17,200/24,000
Power Input (kW) (Min./Rated/Max.)	0.98/5.04/7.03

Rating Standard AHRI 210/240:



	Min.	Rated	Max.
EER	13.20	12.55	10.00
COP	4.90	4.00	2.65

Power Supply:

Power Supply (V/PH/Hz)	208-230/1/60
Max Current (A) / Max Input Power (W)	12,500 / 2,820
Starting Current (A)	6.60

Power Supply:

Cooling Amps(A)	
- 208 (Mid)	6.00
- 230 (Mid)	5.40
Heating Amps	
- 208 (Mid)	6.60
- 230 (Mid)	5.80



Operating Capacity:

17°F: Rated Capacity (BTU/h) / I. Power (W)	11,000 / 1,020
5°F: Max. Capacity (BTU/h)	17,200

Compressor:

Type	Inverter driven Hermetic rotary
Motor Type	Brushless (4-poles)
Output Power (W)	900

Noise Levels: Cooling

Indoor Noise (H / L / QLo) (dB A)	45 / 37 / 34
Indoor Power Level dB	61/-/-
Outdoor Noise (H / L / QLo) (dB A)	51/-/-
Outdoor Power Level dB	66/-/-

Noise Levels: Heating

Indoor Noise (H / L / QLo) (dB A)	47 / 37 / 34
Indoor Power Level dB	63/-/-
Outdoor Noise (H / L / QLo) (dB A)	55/-/-
Outdoor Power Level dB	70/-/-

Operating Specification

Min. Circuit Ampacity (A)	20
Max Overcurrent Protection (A)	25
SEER/HSPF	21.10 / 12.00
Moisture Removal L/h (Pt/h)	1.9 (4.0)
Power Supply	Outdoor
Thermostat	Electronic Control
Protection Device	Electronic Control
Refrigerant Cycle:	
- Control Device	Expansion Valve
- Refrigerant Oil cm ³	FV50S (450)
- Refrigerant Type g (oz)	R410A, 1320 (46.6)

Indoor Fan Stats:

Fan Type	Crossflow Fan
Motor	DC (8-poles)
Input Power (W)	47.3
Output Power (W)	30

Indoor Fan Speeds

QLo Cool/Heat (rpm)	890 / 920
Lo Cool/Heat (rpm)	940 / 990
Med.Cool/Heat (rpm)	1140 / 1190
Hi. Cool/Heat (rpm)	1320 / 1410
SHi Cool/Heat	1370 / 1460

Indoor Heat Exchanger

Fin Material	Aluminum (Pre-Coat)
Fin Type	Silt Fin
Row x Stage x FPI	2 x 17 x 21
Size (W x H x L) (in)	1 x 14.06 x 25.06

Indoor Operation Range

	Dry Bulb	Wet Bulb
Cooling		
Minimum °F (°C)	60.8 (16)	51.8 (11)
Maximum °F (°C)	89.6 (32)	73.4 (23)
Heating		
Minimum °F (°C)	60.8 (16)	-/-
Maximum °F (°C)	86.0 (30)	-/-

Indoor Fan Airflow

Fan Setting	Cool	Heat
QLo (CFM)	288	299
Lo (CFM)	305	322
Med. (CFM)	368	393
Hi. (CFM)	430	460
SHi. (CFM)	447	479

Indoor Air Quality



Device	Built in air & surface purifier
Material	Maintenance free titanium (no filter)
Output	Water ion generated from air moisture
Ozone Emission	CARB listed, less than 0.005 ppm

Outdoor Fan Stats

Fan Type	Propeller Fan
Motor	DC (8-poles)
Input Power (W)	-
Output Power (W)	60

Outdoor Fan Speeds

Hi. Cool/Heat (RPM)	740 / 660
---------------------	-----------

Outdoor Heat Exchanger

Fin Material	Aluminum (Blue Coat)
Fin Type	Corrugated Fin
Row x Stage x FPI	2 x 31 x 19
Size (W x H x L) (in.)	1.43 x 25.63 x 33.64: 32.46

Outdoor Operation Range

	Dry Bulb	Wet Bulb
Cooling		
Minimum °F (°C)	0 / -17.8	-/-
Maximum °F (°C)	114.8 (46)	78.8 (26)
Heating		
Minimum °F (°C)	-15 / -26	-16 / -26.7
Maximum °F (°C)	75.2 (24)	64.4 (18)

Outdoor Fan Airflow

Fan Setting	Cool	Heat
Hi (CFM)	1525	1455

Dimensions & Weight

Height (in.)	
- Indoor	11-5/8
- Outdoor	27-3/8
Width (in.)	
- Indoor	34-9/32
- Outdoor	34-15/32
Depth (in.)	
- Indoor	9-1/16
- Outdoor	12-5/8
Weight	
- Indoor / Outdoor Net (lb.)	24 / 106

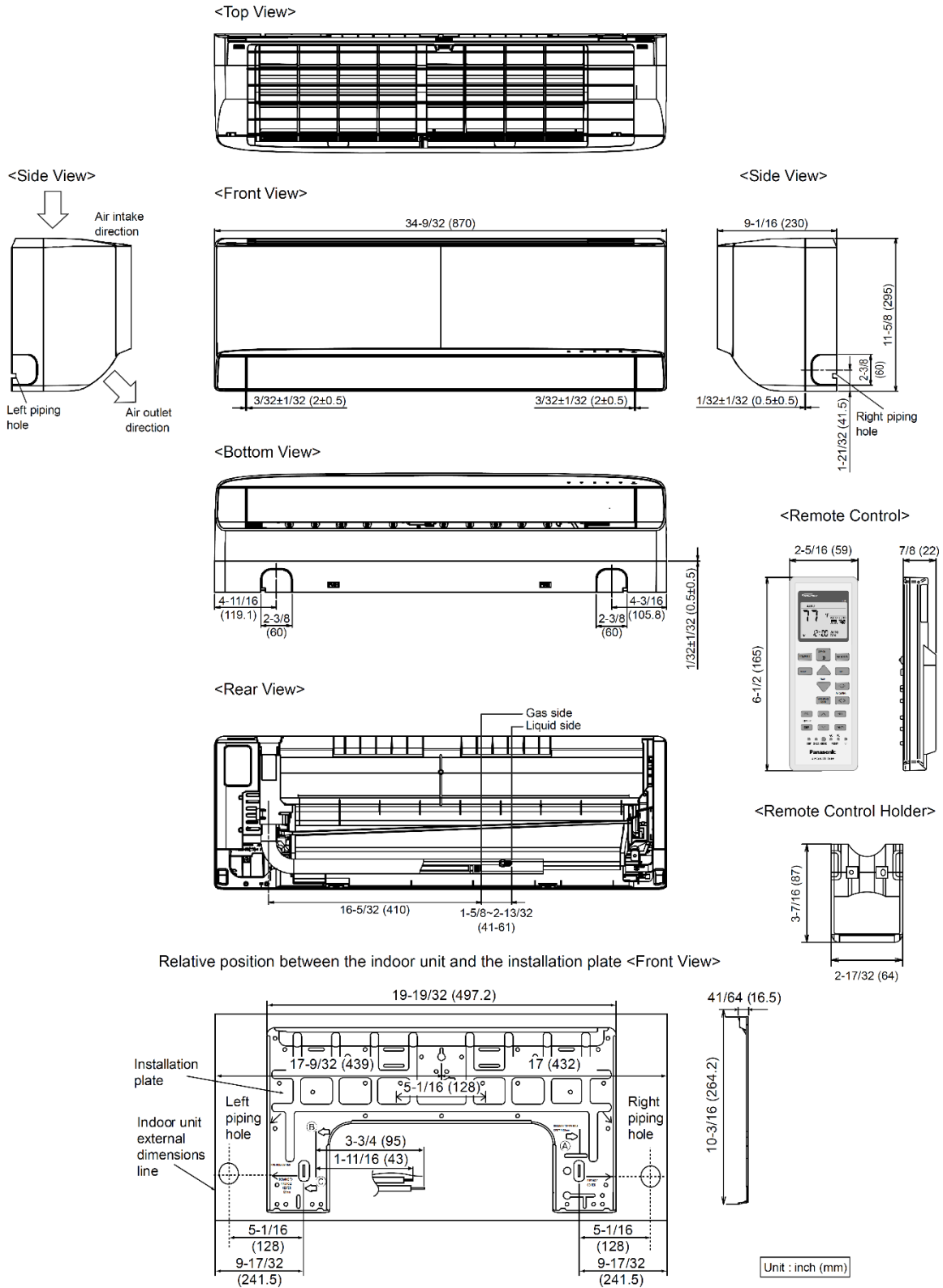
Piping Metrics

Pipe Diameter Liquid / Gas (In.)	
- Liquid	1/4"
- Gas	1/2"
Standard Length (Ft.)	25
Length Range (Ft) (min-max)	10 - 66
Indoor (CS) & Outdoor (CU) Max Height Difference (Ft)	49.2
Additional Gas Amount (Ft)	0.2
Length for Additional Gas (Ft)	25
Drain Hose	
- Inner Diameter (In.)	0.66
- Length (In.)	25.5

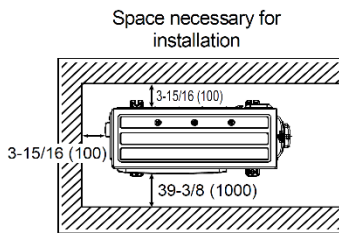
WLAN

Network Adaptor	Wireless LAN Module (built-in)
Input Voltage	DC 5V (from AC indoor unit)
Current Consumption	Tx/Rx max. 290/100 mA.
Wireless LAN Standard	IEEE 802.11 b/g/n
Frequency Range	2.4 GHz Band
Encryption	WPA-PSK (TKIP/AES)
App Controls	
-	Work with Android 4.4 and iOS9 and above
-	Anytime, anywhere control
-	Scalable manage up to 200 units
-	Energy monitoring and statistics

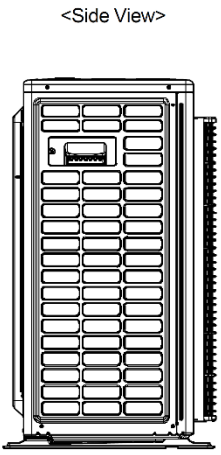
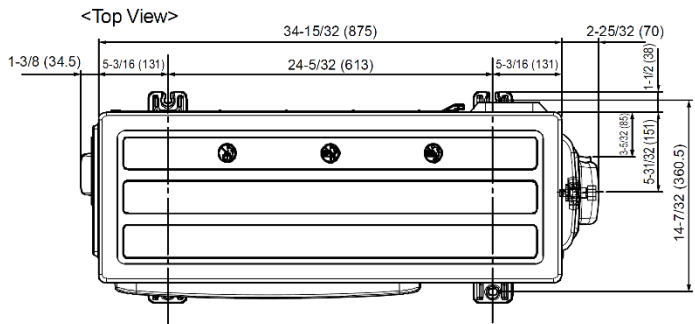
Indoor Dimensions



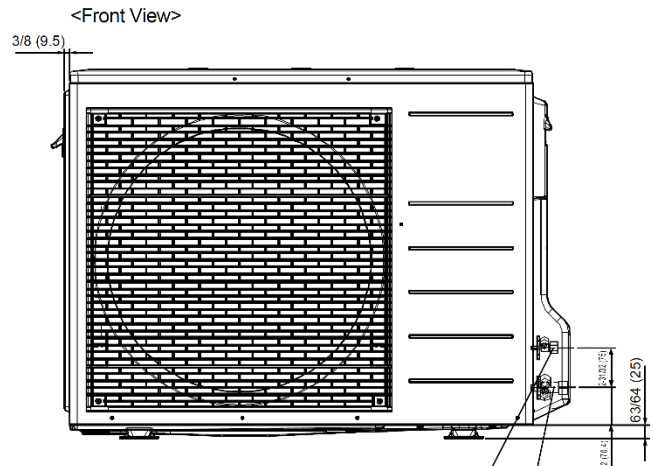
Outdoor Dimensions



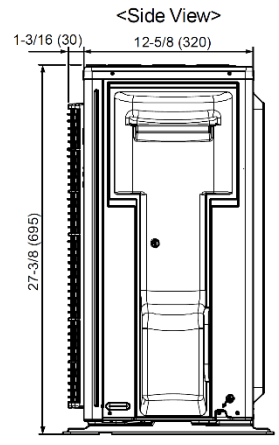
Anchor Bolt Pitch
14-7/32 (360.5) x 24-5/32 (613)



Unit: inch (mm)



3-way valve at Gas side (Low Pressure)
2-way valve at Liquid side (High Pressure)



Accessories

Optional Accessories		
BS600	Mounting Bracket for Outdoor Unit	All Outdoor Models.
WINDB-1A	Wind Baffle - Side Discharge Fan	22.5 " wide - Single Fan - 1 Baffle, Double Fan - 2 Baffles
WINDB-M1	Wind Baffle - Small Multi/Large Single Coil Side	For use with XE15WKUA, XE18WKUA, XE24WKUA, CU-2E18SBU, CU-3E19RBU, CU-E12RBU, CU-E18RBU, CU-E18RKUA, CU-E24RKUA, CU-RE18SKUA, CU-RE24SKUA, CU-E18SD3UA
WINDB-XE1	Wind Baffle - XE only Coil Side	For use with CU-XE9SKUA, CU-XE12SKUA, CU-XE15SKUA
USPA-AC-WIFI-1B	RAC Residential Wired Wi-Fi Adaptor	This Internet Control device is mounted next to the indoor unit and connects to the main board with the supplied cable. It can be used with wired and wireless remotes.
USPA-RC2-WIFI-1	PAC Residential & Light Commercial Wired Wi-Fi Adaptor	This Internet Control device can be paired with a wired or wireless remote and uses the instructed remote wiring.
USPA-AC-BAC-1	RAC Residential BACnet Controller	This is a BACnet over IP or MSTP device. Configured using external dip switches.
USPA-RC2-BAC-1	PAC Residential & Light Commercial BACnet Controller	This is a BACnet over IP or MSTP device capable of monitoring and controlling all generations of PACi, ECOi and ECOi EX units.
USPA-AC-BAC-128	PAC Residential & Light Commercial BACnet Controller	This is a BACnet over IP server device capable of monitoring and controlling PACi, ECOi and ECOi EX systems. Up to 128 indoor units
CZ-CFUNC1U	Communication Adaptor	controller requires (1) Communication Adaptor
SI-30-230	Condensate Pump	All 230v models. 5 gallons per hour
CZ-SA31P	PM 2.5 Filter All XE, E, RE wall mount	All XE, E, RE wall mount
CZ-SA20P	Anti-Microbial Filter	All XE, E, RE wall mount

Optional Accessories		
CZ-CLNC1U	Lon-Works Interface	The CZ-CLNC1U LonWorks Interface can control up to 16 indoor units. Monitors and controls all generations of PACi, ECOi and ECOi EX systems. Connected directly into the communication bus and is field-configured via dip switches.
CZ-CAPRA1	RAC Adapter	This adaptor serves as an interface required to connect a central control device, such as an intelligent controller, with a room air conditioner. Using this adaptor can operate or monitor the room air conditioner from a central control device.
CZ-RD516C-1	Wired Remote (for Wall Mount)	For use with XE9WKUA, XE12WKUA, XE15WKUA, XE18WKUA, XE24WKUA, XE9SKUA, XE12SKUA, XE15SKUA, E9RKUA, E12RKUA, E18RKUA, E24RKUA, E9NKUA, E12NKUA, E18NKUA, E24NKUA, RE9SKUA, RE12SKUA, RE18SKUA, RE24SKUA
RCPTC130XE-J	Wireless Remote Caddy - Locking Bracket.	For use with XE**SKUA models
RCPTC110B-J	Wireless Remote Caddy - Locking Bracket.	For use with XE**PKUA, XE**SKUA, E**NKUA and E**RKUA Models
DL04060815	Multi-Split connection tube adaptor	1/4" liquid line, 1/2" suction line, 1/2" insulation thickness and 15' line length
DL04060820	Multi-Split connection tube adaptor	1/4" liquid line, 1/2" suction line, 1/2" insulation thickness and 20' line length
DL04060835	Multi-Split connection tube adaptor	1/4" liquid line, 1/2" suction line, 1/2" insulation thickness and 36' line length