

# Panasonic

## Remote Mounted In-Line Ventilation Fans For Single or Multiple Inlets

- Galvanized steel housing for long life
- Insulated housing to prevent condensation and noise
- Tapered duct adapter for easy connection
- Super quiet and energy efficient motor
- Totally enclosed condenser motor for long life – rated for continuous run
- Motor equipped with thermal cut-off fuse
- Easy installation
- Joist or truss attachment brackets included
- Suspension brackets included
- Low profile family grille design




**WhisperLine™**  
VENTILATION FAN

**FV-10NLF1E**

120 CFM –  
4" (102 mm) Duct

**FV-20NLF1**


240 CFM –  
6" (152 mm) Duct

**FV-30NLF1\***

340 CFM –  
6" (152 mm) Duct

**FV-40NLF1\***

440 CFM –  
8" (203 mm) Duct



*Since 1909, Panasonic has continuously developed new advanced air movement technologies to meet the needs of residential and industrial building designs. Looking forward, we will continue to invest in new technologies that help protect the global environment through the conservation of energy and precious resources, and follow the spirit of our corporate policy, to create "A Better Life, A Better World", for each individual.*

**HOUSING**

- Galvanized steel for long life
- Insulated housing to prevent condensation and noise
- Tapered duct adapter for easy connection

**MOTOR**

- Super quiet/energy efficient
- Totally enclosed condenser motor for long life  
– rated for continuous run

**SAFETY**

- Motor equipped with thermal cut-off fuse

**EASY INSTALLATION**

- 5 positions for installation
- Joist or truss attachment brackets included
- Suspension brackets included

**GRILLE (OPTIONAL ACCESSORY)**

- Low profile design
- Adjustable airflow for multi-inlet balance

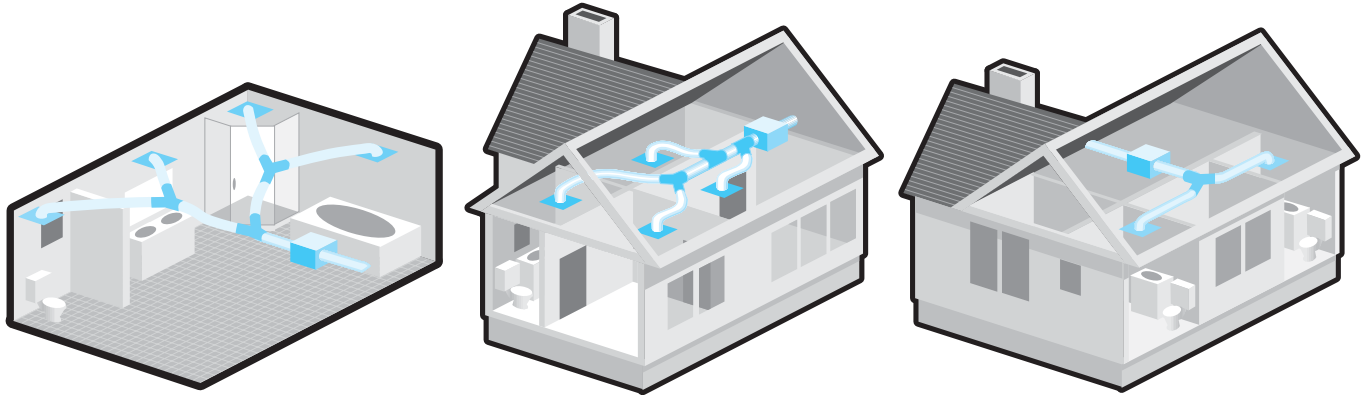
**SOME MULTIPLE INLET OPTIONS:**

- Multiple task ventilation inlets in a single bathroom  
i.e. shower, whirlpool, toilet, vanity
- Ventilate two bathrooms with one in-line fan
- Continuous (low rate) ventilation with multiple inlets throughout the home for indoor air quality improvement
- Suitable for airstream temperatures up to 140°F

\*Not Energy Star compliant.

**WhisperLine™**  
VENTILATION FAN

# Ventilation Inlets



Multiple task ventilation inlets in a single bathroom. i.e. shower, whirlpool, toilet and vanity

Continuous (low rate) ventilation with multiple inlets through the home for indoor air quality improvement

Ventilate two bathrooms with one in-line fan

## WhisperLine™ Installation Kits

MODEL NO.	GRILLE TYPE	INLET GRILLE	BACKDRAFT DAMPER	CLAMP	Y-ADAPTER
FV-NLF04G	4" (102 mm) Single Inlet	1 - 4" (102mm)	-	-	-
FV-NLF06G	6" (152 mm) Single Inlet	1 - 6" (152mm)	-	-	-
PC-NLF04S	4" (102 mm) Single Inlet	1 - 4" (102mm)	1 - 4" (102mm)	6	-
PC-NLF06S	6" (152 mm) Single Inlet	1 - 6" (152mm)	2 - 6" (152mm)	6	-
PC-NLF04D	4" (102 mm) Double Inlet	2 - 4" (102mm)	2 - 4" (102mm)	12	1 (4" - 4" x 2) / 1 (102mm - 102mm x 2)
PC-NLF06D	6" (152 mm) Double Inlet	2 - 6" (152mm)	2 - 6" (152mm)	12	1 (6" - 6" x 2) / 1 (152mm - 152mm x 2)
PC-NLF64D	6" (152 mm) - 4" (102 mm) Double Inlet	2 - 4" (102mm)	2 - 4" (102mm)	12	1 (6" - 4" x 2) / 1 (152mm - 102mm x 2)
PC-NLF86Y	8" (203 mm) - 6" (152 mm) Y-Adapter	-	-	-	1 (8" - 6" x 2) / 1 (203mm - 152mm x 2)

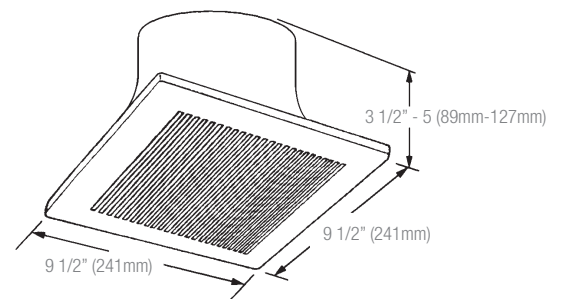


Single Inlet Kit



Double Inlet Kit

Inlet grille and 4" (102mm) duct adaptor height 3 1/2" (89mm)  
 Inlet grille and 6" (152mm) duct adaptor height 5" (127mm)



# Remote Mounted In-Line Ventilation Fan

## Revolutionary ventilation fans from Panasonic

WhisperLine		FV-10NLF1E			FV-20NLF1			FV-30NLF1			FV-40NLF1		
Ventilation Fan Characteristics	Static Pressure in inches w.g.	0.2	0.3	0.4	0.2	0.3	0.4	0.2	0.3	0.4	0.2	0.3	0.4
	Air Volume (CFM)	120	108	89	240	225	200	340	322	302	440	425	408
	Noise (sones)	1.0			1.4			1.7			2.1		
	Power Consumption (Watts)	25.6			55			96.4			128		
	Energy Efficiency (CFMs/Watt)	3.3			4.2			3.5			3.3		
	Speed (RPM)	1590			1260			1337			1150		
	Power Rating (V/Hz)	120/60			120/60			120/60			120/60		
Specifications	Motor Type	Condenser			Condenser			Condenser			Condenser		
	Type of Motor Bearing	Ball			Ball			Ball			Ball		
	Thermal Fuse Protection	Yes			Yes			Yes			Yes		
	Blower Wheel Type	Sirocco			Sirocco			Sirocco			Sirocco		
	ENERGY STAR® Qualified	Yes			Yes			No			No		
Installation	Duct Diameter (mm/in)	102 / 4			152 / 6			152 / 6			203 / 8		
	Opening Dimension - Square (mm/in)	NA			NA			NA			NA		
	Grille Size - Square (mm/in)	241 / 9-1/2			241 / 9-1/2			241 / 9-1/2			241 / 9-1/2		
Shipping	Gross Weight (kg/lbs)	6.4 / 14			7.7 / 17			10.9 / 24			11.8 / 26		
Approved Code/Standard Regulation	cUL Tub/Shower Enclosure	Yes			Yes			Yes			Yes		
	HVI	Yes			Yes			Yes			Yes		
	Mfg in ISO 9001 Certified Facility	Yes			Yes			Yes			Yes		

w.g.=water gauge



Panasonic ventilation fans may qualify for an energy saving rebate. Rebate programs are often provided by local utility companies and are based on ENERGY STAR® guidelines. Check with your local utility company for details.



As an Energy Star® Partner, Panasonic has determined that this product meets the Energy Star® Guidelines for energy efficiency.

**WhisperLine™**  
VENTILATION FAN

**Panasonic**

**Panasonic Canada Inc.**

5770 Ambler Drive, Mississauga, ON L4W 2T3

Phone (800) 669-5165 Fax (905) 238-2414

Email: [ventilationfans@ca.panasonic.com](mailto:ventilationfans@ca.panasonic.com)

[www.panasonic.com](http://www.panasonic.com)



Because its products are subject to continuous improvements, Panasonic reserves the right to modify product design and specifications without notice and without incurring any obligations.

VF-WL-0716E